


1.

2.

Handwriting practice lines showing the letters 'm' and 'n' in a cursive script.



QUADERNO DI BOCCARY

EDIZIONE POPOLARE

DI

CALLIGRAFIA INGLESE

ESEMPLARI INCISI IN RAME

UNDICI PAGINE DI ESERCIZI IN OGNI QUADERNO

Stampati colle macchine GODFREY & C.



Quaderno appartenente a _____

SECONDO QUADERNO

METODO IN 8 QUADERNI

1.^o Esercizi di Aste. — 2.^o Esercizi di U.M.N.
3.^o 4.^o 5.^o Carattere Grande. — 6.^o Carattere Mezzano.
7.^o Carattere Mezzanino. — 8.^o Carattere Fino.
Lettere, cifre numeriche, parole, proposizioni.
Majuscole, cifre, sentence.

STABILIMENTO G. BOSCARY
MILANO



Handwritten cursive 'w' pattern.

Handwritten cursive 'w' pattern.

Handwritten cursive 'w' pattern.

Handwritten cursive 'w' pattern.

Handwritten cursive 'w' pattern.

Handwritten cursive 'w' pattern.

Handwritten cursive 'w' pattern.

Handwritten cursive 'w' pattern.

Handwritten cursive 'w' pattern.

Handwritten cursive 'w' pattern.

Handwritten cursive 'w' pattern.

Handwritten cursive 'w' pattern.

3.

Handwritten cursive 'm' pattern.

Handwritten cursive 'm' pattern.

Handwritten cursive 'm' pattern.

Handwritten cursive 'm' pattern.

Handwritten cursive 'm' pattern.

Handwritten cursive 'm' pattern.

Handwritten cursive 'm' pattern.

Handwritten cursive 'm' pattern.

Handwritten cursive 'm' pattern.

Handwritten cursive 'm' pattern.

Handwritten cursive 'm' pattern.

Handwritten cursive 'm' pattern.

4.

o o o o o o o o

o o o o o o o o

o o / / / /

o o / / / /

o o o o o o o o

o o / / / /

o o / / / /

o o / / / /

o o o o o o o o

o o / / / /

o o / / / /

o o / / / /

w w w w w w w w

w w w w w w w w

w w / / / /

w w / / / /

w w w w w w w w

w w / / / /

w w / / / /

w w / / / /

w w w w w w w w

w w / / / /

w w / / / /

w w / / / /

mmmmmmmm

mmmmmmmm

mmmmmmmm

mmmmmmmm

mmmmmmmm

mmmmmmmm

mmmmmmmm

mmmmmmmm

mmmmmmmm

mmmmmmmm

mmmmmmmm

mmmmmmmm

nnnnnnnnnn

nnnnnnnnnn

nnnnnnnnnn

nnnnnnnnnn

nnnnnnnnnn

nnnnnnnnnn

nnnnnnnnnn

nnnnnnnnnn

nnnnnnnnnn

nnnnnnnnnn

nnnnnnnnnn

nnnnnnnnnn

cc cc cc cc cc

cc cc cc cc

cc cc

cc cc

cc cc

cc cc

cc cc

cc cc

cc cc

cc cc



QUADERNO BOSCARY

EDIZIONE POPOLARE

ESEMPLARI INCISI IN RAME

UNDICI PAGINE DI ESERCIZI IN OGNI QUADERNO

Stampati colle macchine GODEFROY.

Quaderno appartenente a _____

TERZO QUADERNO

METODO IN 8 QUADERNI

1.º Esercizi di Aste. — 2.º Esercizi di U.M.N.
3.º 4.º 5.º Carattere Grande. — 6.º Carattere Mezzano.
Lettere, cifre numeriche, parole, proposizioni.
7.º Carattere Mezzanino. — 8.º Carattere Fino.
Majuscole, cifre, sentenze

STABILIMENTO G. BOSCARY
MILANO

Handwriting practice row 1: Cursive 'w' pattern.

Handwriting practice row 2: Cursive 'w' pattern.

Handwriting practice row 3: Cursive 'w' pattern.

Handwriting practice row 4: Cursive 'w' pattern.

Handwriting practice row 5: Cursive 'w' pattern.

Handwriting practice row 6: Cursive 'w' pattern.

Handwriting practice row 7: Cursive 'w' pattern.

Handwriting practice row 8: Cursive 'w' pattern.

Handwriting practice row 9: Cursive 'w' pattern.

Handwriting practice row 10: Cursive 'w' pattern.

Handwriting practice row 11: Cursive 'w' pattern.

Handwriting practice row 12: Cursive 'w' pattern.

Handwriting practice row 1: Cursive 'o' pattern.

Handwriting practice row 2: Cursive 'o' pattern.

Handwriting practice row 3: Cursive 'o' pattern.

Handwriting practice row 4: Cursive 'o' pattern.

Handwriting practice row 5: Cursive 'o' pattern.

Handwriting practice row 6: Cursive 'o' pattern.

Handwriting practice row 7: Cursive 'o' pattern.

Handwriting practice row 8: Cursive 'o' pattern.

Handwriting practice row 9: Cursive 'o' pattern.

Handwriting practice row 10: Cursive 'o' pattern.

Handwriting practice row 11: Cursive 'o' pattern.

Handwriting practice row 12: Cursive 'o' pattern.

cccccccccc

cccccccccc

cccc / / /

cccccccccc

cccc / / /

cccccccccc

cccc / / /

cccc / / /

cccccccccc

cccc / / /

cccc / / /

cccc / / /

oooooooooo

oooooooooo

oooo / / /

oooooooooo

oooo / / /

oooooooooo

oooo / / /

oooooooooo

oooo / / /

oooo / / /

oooo / / /

oooooooooo

WhehWhWha

WhWhWhWhWh

WhWhWhWhWh

WhWhWhWhWh

WhWhWhWhWh

WhWhWhWhWh

WhWhWhWhWh

WhWhWhWhWh

WhWhWhWhWh

WhWhWhWhWh

WhWhWhWhWh

WhWhWhWhWh

7.

WhWhWhWhWh

WhWhWhWhWh

WhWhWhWhWh

WhWhWhWhWh

WhWhWhWhWh

WhWhWhWhWh

WhWhWhWhWh

WhWhWhWhWh

WhWhWhWhWh

WhWhWhWhWh

WhWhWhWhWh

WhWhWhWhWh

8.

W W W W W W W W

W W W W W W W W

W W W W W W W W

W W W W W W W W

W W W W W W W W

W W W W W W W W

W W W W W W W W

W W W W W W W W

W W W W W W W W

W W W W W W W W

W W W W W W W W

W W W W W W W W

9.

W W W W W W W W

W W W W W W W W

W W W W W W W W

W W W W W W W W

W W W W W W W W

W W W W W W W W

W W W W W W W W

W W W W W W W W

W W W W W W W W

W W W W W W W W

W W W W W W W W

W W W W W W W W

10.